

SlatTrax®

GROUND PROTECTION

SlatTrax are designed for temporary roadways on grass, turf fields, sand, & hardscape.

- Access worksites while reducing damage
- Increase productivity and profits
- 100' of dual Trax deployed in minutes - hydraulically or manually
- Easy to lay out, retrieve and store
- Trax - 3/4" thick recycled plastic slats strapped together into connected sections



800-610-3422 dicausa.com

SlatTrax® is a brand of DICA® | dicausa.com

SlatTrax®

GROUND PROTECTION



The system starts with the HDPE - High Density Polyethylene (recycled plastic) slats connected with the unique “spine and capture joints” shown. These joints allow the Trax to flex into various positions including laterally so that the Trax can be deployed in an arc on the ground when curves are needed for equipment on the temporary roadway.



Each slat is 3/4” thick and is profiled with the groove along the length of the slat so that the fasteners attached to the strapping which holds the slats together are imbedded at less than flush. This feature allows use on hard-scapes (sidewalks, driveways, etc.) without marring them.



The slats assembled in various formats result in the Trax, the actual ground protection material which can be deployed with our hydraulic skid loader attachment or manually (DIY- Do It Yourself).


Section Widths (Inches)	36	42	48
Gaps allow for articulation (rolling) and arcing (curving)			
Section Lengths (Feet)	12.5	12.5	12.5

SlatTrax®

GROUND PROTECTION

Trax are available in formats:

- Folded (DIY) for manual use and also for Hydraulically Powered Attachments (HPS)
- Rolled Format - special order



Trax include the following:

- Assembled in Sections for maneuverability and disconnecting at various distances as needed
- Grip Straps (on lead end) and Recessed Slots (on tail end) of sections
- Grip Straps loop over the Recessed Slot locations to strengthen temporary roadway
- Grip Straps and Recessed Slots can be used for dragging the Sections into position



DIY - Manually Handled (or HPS mounted)

Our do-it-yourself configuration of Trax delivers an affordable option to handle sections manually. They are easily transported, positioned for worksite, and retrieved onto reusable pallets with ratchet straps.



Layout the Trax by pulling sections (12.5LF) from pallet using grip straps. Drag the sections over the those you've already deployed. Connect the sections for stability. Tighten the layout and curve as necessary.



When finished with, begin reloading the pallet by pulling the "grip slot" (tail end) of sections back onto pallet. Then grab grip strap of that section and pull it back beyond the pallet and flop it back onto the pallet. Each section has three (3) pads which fold over.



Trax Width (in.)	36	42	48
Section Length (ft.)	12.5	12.5	12.5
Section Weight (lbs.)	105	125	140
Sections Per Pallet	8	8	8
Price - Trax (8-12.5': 100LF)**	\$3,336	\$3,542	\$3,748

Note: Trax can be mounted onto Hydraulic Systems
DIY Trax are mounted on durable, reusable pallet with ratchet straps as shown.

The pallet is compact at 48" Long x 48" Wide* x 28" High.

**Prices FOB Mfg. - subject to change without notice



Dual Spool Attachment for skid loaders with standard plate mount and hydraulic operation
Capacity of 100 to 125 LF of dual Trax comprised of 12.5' linked sections



Single Spool Attachment
Designed for smaller loader carries 48" wide Trax

Capacity of 100 to 125 LF of single run Trax
comprised of 12.5' linked sections

Adjustable Spread Option

The Trax on the Adjustable Spread system
can be deployed hydraulically to
accommodate different track bases of
equipment - spreading to ranges of 92"-
116" outer edge Trax.





Simple to Operate with Wheeled or Tracked Loaders



Dispense Trax and Retrieve with Hydraulics



HPS - Dimensions and Pricing



ADJUSTABLE SPREAD

Trax Width (in.)	36	42
Trax Coverage Range A (in.)	80-104	92-116
Section Length (ft.)	12.5	12.5
Section Weight (lbs.)	110	125
Sections Per Spool	8	8
Price - Total System with 100LF of Dual Trax**	\$22,708	\$23,326
Weight - Total AS System (lbs.)	2,850	3,155



SINGLE SPOOL SYSTEM



FIXED SPREAD

Trax Width (in.)	48	36
Trax Coverage A (in.)	48	80
Section Length (ft.)	12.5	12.5
Section Weight (lbs.)	140	125
Sections Per Spool	8	8
Price - Total System**	\$9,396	\$16,536
Weight - Total System (lbs.)	1,476	2,062

**Prices FOB Mfg. - subject to change without notice

SlatTrax®

GROUND PROTECTION

Jobsite Examples



The Trax were spread to create 225LF roadway for access to ag-limed area used for track and field events (discuss, shot put, etc.). Old wooden backstops were removed, replaced by concrete pads, requiring a number of trips with skid loaders, dump truck, and concrete buggies. The Trax were pulled. The grass on this athletic field has been saved, rutting and dirt cleanup avoided, and the Trax are ready for the next job. Contractors, City and School District “all good” and impressed with this solution. Both are customers.



Trax laid out to cover 125LF to access worksite. This covered pavers (driveway) and lawn. Everything was protected from damage which would have occurred without any mats covering. The Trax were easy to use, curved (as shown), connected for stability and easy to retrieve. Clean up took about 20-30 minutes in loading them on the pallets and then onto the truck. “This kind of protection is priceless for us and the customer appreciated the extra care to protect his property.”

Cat 310 Excavator	22,500 lbs.
Cat 299 D Skid Loader	11,275 lbs.
Kenworth Dump Truck	~ 72,000 lbs. (with payload)

SlatTrax®

GROUND PROTECTION

Other Testimony

We use your system every day and we are very rough on it. We definitely anticipated there would be some minor little stuff here and there that we would need to keep a good maintenance schedule on. All in all, it has been amazing and literally changed our operation! Probably saved some future back injuries. We can't begin to thank you guys enough.

Cemetery

I am so happy with my purchase of SlatTrax. I don't use them every day or even every week but when I do, they make everything better. They do an incredible job of protecting my clients' turf, versatile enough to use for different jobs. The fact they bend around corners and attach to each other makes maneuvering no problem. I know a lot of you guys use the alternative but when the time comes these are worth the consideration.

Tree Service

The SlatTrax system has benefited us on jobs with many trips with heavy loads. We have been able to leave with virtually no sign that we were even on the property. It allowed us to keep our equipment out of the mud and keep our work area and street cleanup to a minimum. Also, due to the lack of rutting after rain we have been able to get back on our jobs much sooner.

Landscape Company

We needed coverage of our newly installed track and also the football field in preparation for graduation exercises. This involved continual relocation of the Trax for equipment access in order to erect the large tents and stage. We also use SlatTrax in a variety of situations around our campus, including work handled by outside contractors.

University

Things are going great we use the mats pretty much every day. They're great for the crane and way faster than plywood.

Tree Service Company

Size Up Your Needs


Consider the equipment you will most often use to work on the SlatTrax temporary roadway



SlatTrax®

GROUND PROTECTION

Size Up Your Needs - Continued
Consider the dimensions of equipment you will most often use



Ground Coverage

System Options		Hydraulic Attachments			Manual		
Trax Information	Trax Width (inches)	36	42	48	36	42	48
	Attachment Spools	Dual		Single	N/A		
	Trax Section Length (feet)	12.5	12.5	12.5	12.5		
	Trax Section Weight (lbs)	110	125	140	110	125	140
Ground Coverage	Adjustable Spread (inches)	N/A	92-116	N/A	N/A		

Other factors to consider about your purchase:

1. Hydraulically Powered Systems require minimum hydraulic fluid flow rate of 12gpm.
2. DIY Trax come with our standard upgraded pallet, including ratchet straps or our **NEW** steel Grapple Pallets, especially suitable for Tree Service and other operators when forks are not available on sites.



SlatTrax®

GROUND PROTECTION

Consider the benefits to your operations and your clients/customers. Choose a professional, competitive advantage to access work sites while minimizing damage to the grounds and environs. Whether you are a contractor, public entity, or commercial property overseer, SlatTrax will provide a solution in resource management, productiv-

Application	Examples	Internal Crew	Contractor
Utilities	Electric, Sewer, Water	X	X
Repair/Renovation	Landscape, Grounds, Facilities	X	X
Construction	Building, Roadway	X	X
Event	Set Up, Break Down, Vehicle Access	X	X

SlatTrax Customer Profiles:

Customers	Description/Examples
Government	Federal, State, Municipal...public works, facilities, utilities
Education	College & University campuses...school districts
Landscape	Contractors - landscaping, including hardscape
Hardscape	Masonry - includes foundation repair
Power	Public utilities and private contractors
Underground	Directional boring
Pool, Waterscape	Pools & Ponds...installation and maintenance
Irrigation	Installation and maintenance
Roofing	Replacement...includes rooftop fixture replacements
Other Outdoor	Septic, sign, lighting, etc. on public and private properties
Construction	General construction, remediation
Tree Service	Planting, trimming, removal, stump grinding, maintenance
Entertainment	Theme parks, golf courses, etc.
Sports	Professional athletic fields, equestrian events
Cemeteries	Private grounds (otherwise included in Government above)
Parks, Arboretum	Private and public facilities

FREQUENTLY ASKED QUESTIONS ABOUT SLATTRAX

How long has SlatTrax been in the market?

The original version of SlatTrax was introduced in 2011 and sold to a number of National Cemeteries. In 2016 the new and improved (current) system was introduced. DIY was introduced in 2018.

What kind of equipment works best with SlatTrax?

Rubber-tracked or wheeled equipment is preferred. Steel tracks typically create too much of a point load .

How much weight will they bear?

The load-bearing capacity depends on the surface below the Trax. Holes, rocks, debris, etc. may result in damage to the Trax. However individual slat pieces are easily replaced. We see and hear of good results from customers with skid loaders, stump-grinding equipment, bucket trucks, excavators, lifts, and dump trucks generally up to 80,000 lbs.

What is the advantage of using SlatTrax vs. plywood or other mats?

SlatTrax were designed for roadways (or haul roads) – temporary roads or lanes. Other products can be used for that as well, but for the fastest layout and retrieval as well as stability (all sections easily connected) SlatTrax would be preferred. Unlike other options, the sections of Trax link together for stability and the Grip straps make them easy to handle. The ground can be saved by moving them off of grass overnight to allow turf to breathe. Repair costs are reduced or eliminated entirely. Productivity of crews and reduction of injuries will benefit any operation.

When is it best to use AlturnaMats or EnviroMats rather than SlatTrax?

These other “single sheet” mats are preferred for random or scattered use such as for felling tree limbs, material staging platforms, under-support for outrigger pads, and support for larger equipment including cranes. We also recommend a combination of mats and SlatTrax for sharper turn cornering – providing a larger covered radius for various vehicles. SlatTrax are not designed for spin turns of skid loaders.

What happens if I need more than 100 feet of dual Trax for the system?

Trax are sold independently. Additional Trax can be handled manually and connected to the SlatTrax attachment as necessary - directly from pallets of DIY product.

What are the financial benefits of mats or SlatTrax to a contractor?

Increasing productivity of work crews results in savings and profitability. The ease of deployment and retrieval of this ground cover shifts focus to the job at hand while reducing the need to repair damaged grounds, ruts, etc. Accessing jobsites on some occasions, when otherwise saturated grounds would prevent that, results in more profitable workdays. Leave the costs of renovations in bids and proposals and pay off the cost of SlatTrax equipment over a few jobs.

What is the financial benefit for an institution, government or utility entity?

Productivity is a key concern when allocation of human resources to projects along with keeping the public satisfied. Avoiding unnecessary time to protect grounds or providing temporary roads for worksite access increases productivity. Eliminating unnecessary ground repairs results in savings on budgets which can otherwise be used for equipment and other more critical needs while making customers and taxpayers happier.

Are demonstrations possible?

It is not likely that we would be able to demonstrate at your site, but we may be able to refer you to others in your area using our SlatTrax. There are options to consider small purchase quantities of Trax to trial with your equipment and crews.

What is the warranty?

We offer a one year warranty on our product which primarily covers equipment issues on our SlatTrax Systems.

The Trax themselves may break under normal use; we can't cover replacement costs of slats when they break due to large holes, tree roots, etc. Normally the sections can still be used in those circumstances, but replacement materials are available for repairs which are easily accomplished by removing fasteners, replacing individual slats, and refastening the strapping to the slats.

How do the SlatTrax work on hillsides or slopes?

When connected as advised, the mass linear weight of SlatTrax helps to keep that roadway in position. Installing a portion of the road over the crest of a hill will help. In some cases, staking the roadway may be necessary using landscape stakes (drill 3/4" holes in the road as needed and insert long steel stakes). works well on hillsides and grades, but we're unable to say how steep is too steep due to the number of variables – humidity, precipitation, tire/track condition, weight, angle, ground conditions, capacity, driver skill etc. If installing SlatTrax on a hillside/grade, staking the road will help keep the roads in place as will the weight of the road itself.

In a hill/grade application, we recommend testing and adjusting the roads as needed until customers see the performance they want.

What if the SlatTrax are used on bare or muddy ground?

If the ground surface is bare/muddy, installing landscape fabric first, then the road will prevent mud from adhering to the underside of the road and slowing down retrieval (see excavation attachments).

Is it possible to speak with a satisfied customer?

Yes, but we'd like to know more about your specific situation and intended use of SlatTrax. We'd like to know your location, equipment you will run on these temporary roads, etc. You can also view the videos and printed material about our products.

SlatTrax®

GROUND PROTECTION



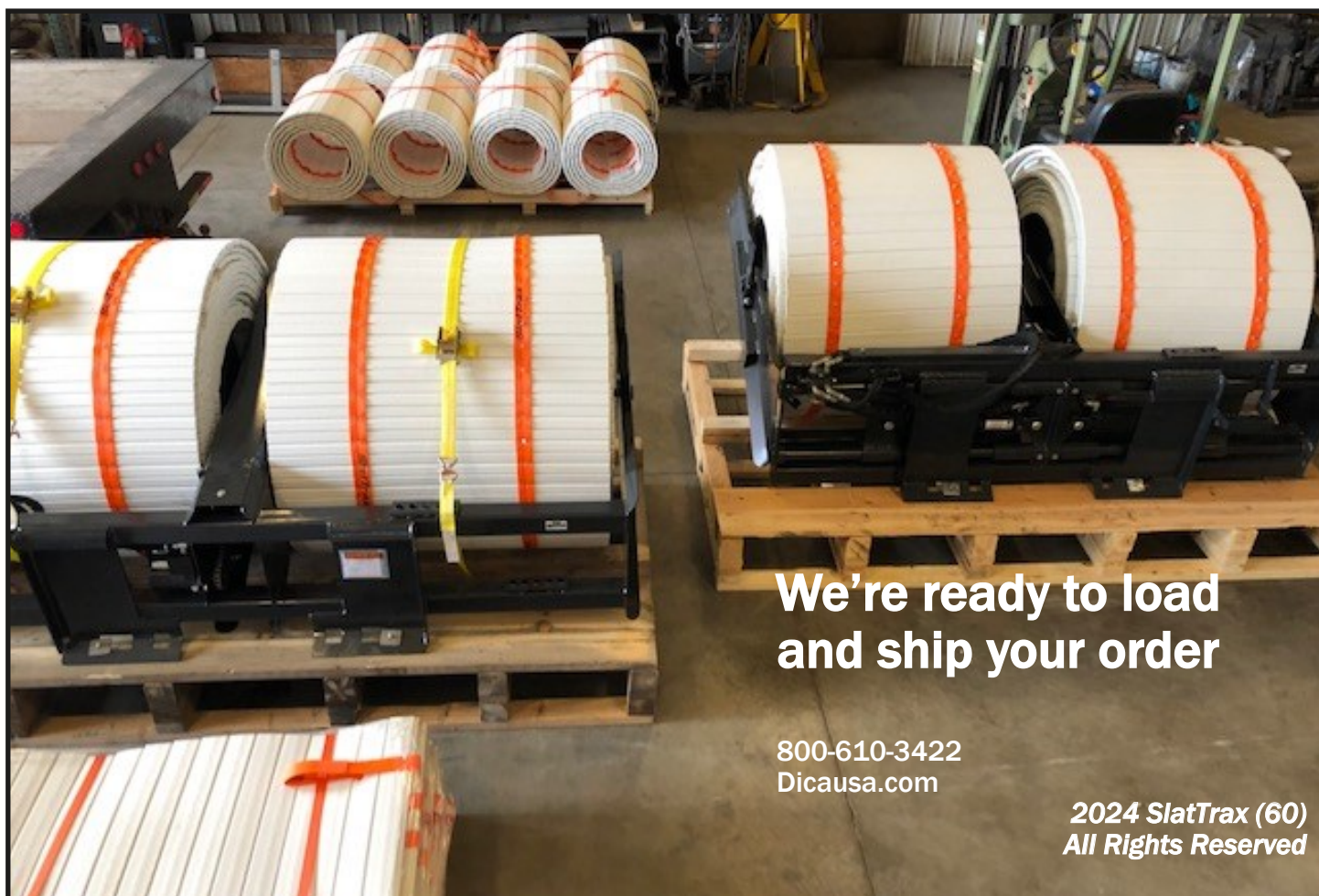
Instagram
@SlatTrax



SlatTrax

Follow (and like) us

SlatTrax Description	Site Access and Ground Protection Matting System Hydraulically-Powered Equipment and Manually-Handled Options
Attachment	<p>Manufactured in USA</p> <p>Universal quick attach plate</p> <p>Hydraulic motor and lines with standard couplers</p>
Trax	<p>Manufactured in USA</p> <p>2.9"W x .75"H @ 36", 42" or 48" Length (Trax width) options</p> <p>Connected together with unique "spine & capture" joints</p> <p>Secured into sections with PVC impregnated 2" wide strapping</p>



**We're ready to load
and ship your order**

800-610-3422
Dicausa.com

*2024 SlatTrax (60)
All Rights Reserved*